


PIT ACCESSORIES




SAFETY WIRE AND TWISTERS

360' OF WIRE AFC80746

TWISTERS..... AFC80745


BUMP STEER GAUGE



BUMP STEER GAUGE

PART # REB320-8990

PIT SOCKETS



.900" DEEP WITH SPRING

PART # BRP2044

REPLACEMENT SPRING PART # BRP2046

.500" DEEP - NO SPRING

PART # BRP2045

SCALES



INTERCOMP SW I

PART # INT170126

LARGE EASY-TO-READ DISPLAY IS 2 LINES BY 16 CHARACTERS WIDE. ALL 4 WHEEL WEIGHTS ARE DISPLAYED SIMULTANEOUSLY ALONG WITH TOTAL WEIGHTS AND PERCENTAGES. PLUS IT HAS SELECTABLE KEY PAD COMBINATIONS: RIGHT TOTAL, FRONT TOTAL, LEFT TOTAL, REAR TOTAL, CROSS TOTAL. INCLUDES STATE- OF- THE- ART HIGH PRECISION WEIGHT PADS AND BATTERY CHARGER.

CASTER CAMBER GAUGE



DELUXE GAUGE WITH MAGNETIC ADAPTOR

PART # REB320-8941

DELUXE GAUGE WITH WIDE 5 ADAPTOR

PART # REB320-8942

DELUXE GAUGE WITH GM ADAPTOR

PART # REB320-8944

ADAPTORS ONLY

MAGNETIC ADAPTOR ONLY

PART # REB320-8946

WIDE 5 ADAPTOR ONLY

PART # REB320-8947

STOCK CAR PRODUCTS ADAPTOR ONLY

PART # REB320-8948

GM ADAPTOR ONLY

PART # REB320-8949

TEMPERATURE GUN



INFRARED
TEMPERATURE
GUN

PART # ...INT360018